

NOTES:

1. WEIGHT (EST): 22 LBS (10 KG)

REVISION TABLE			
REV.	DATE	DESCRIPTION	BY
0	9/10/24	RELEASED FOR QUOTE/PROTOTYPE	MPO
1	9/16/24	RELEASED FOR MARKETING	MPO
2	9/26/24	PART NUMBER BREAKDOWN & ANCHOR OPTIONS INCLUDED	MPO

STD-B##-##-#

COVER OPTIONS

- REFERENCE WEBSITE FOR
COVER AND REFLECTIVE STRIP
COLOR OPTIONS.


ANCHORING OPTIONS

C = CONCRETE
A = ASPHALT
D = ADHESIVE
G = GROUND SPIKE

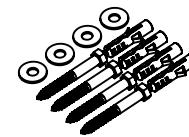
FINISHED HEIGHT OPTIONS

32 = 32" FINISHED HEIGHT
52 = 52" FINISHED HEIGHT
72 = 72" FINISHED HEIGHT

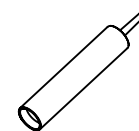
ANCHORING OPTIONS




CONCRETE



ASPHALT ANCHORS



ADHESIVE



GROUND SPIKE

ITEM #	PART #	DESCRIPTION	QTY
01	RE-SK	PATENTED TORSION SPRING KIT	1
02	RE-BP	9 X 9" SQUARE BASE PLATE	1
03	RE-STD-CP	STANDARD FLEXBOLLARD CAP KIT	1
04	RE-STD-FR7	STANDARD 7" FOAM SPACER RING	1
05	RE-#P	1-5/8" GALVANIZED STEEL POST	1
06	A-BC7-##	7" BOLLARD COVER	1

PROPRIETARY AND CONFIDENTIAL

THE INFORMATION CONTAINED IN THIS
DRAWING IS THE SOLE PROPERTY OF
FlexPost Inc. ANY REPRODUCTION IN
PART OR AS A WHOLE WITHOUT THE
WRITTEN PERMISSION OF FlexPost Inc. IS
PROHIBITED.

UNLESS OTHERWISE SPECIFIED

ALL DIMENSIONS ARE IN INCHES
DO NOT SCALE DRAWING

TOLERANCES:

DECIMAL (in) .XX ± 0.015625" (0.4mm)
.X ± 0.03125" (0.8mm)

FRACTIONAL ± 1/64

ANGULAR ± 1°

DRAWN BY:

MPO

SCALE:

1:8

DATE:

9/10/24

TITLE:

**FLEX BOLLARD
STANDARD FLEXIBLE BOLLARD**

PART NO.:

STD-B##-##-#

**SHEET
1 OF 1**

DRAWING NO.:

STD-B##-##-#

**REV.
2**

**FLEX
POST**