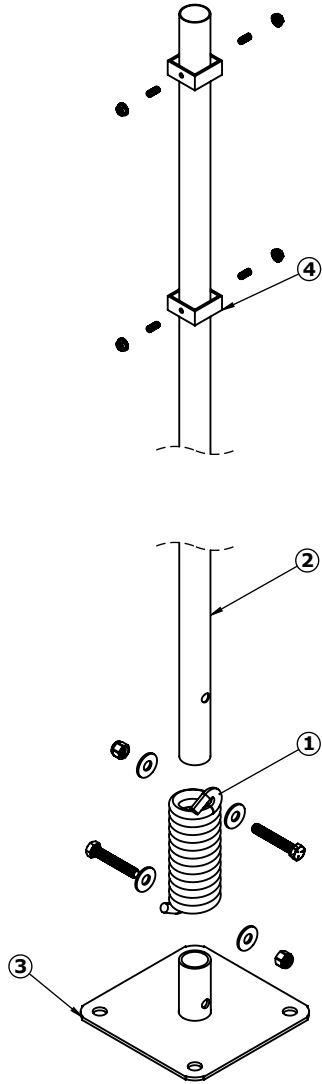


NOTES:

1. WEIGHT (EST): 16 LBS (7.3 KG)



REVISION TABLE			
REV.	DATE	DESCRIPTION	BY
0	9/10/24	RELEASED FOR QUOTE/PROTOTYPE	MPO
1	9/16/2024	RELEASED FOR MARKETING	MPO
2	9/24/2024	PART NUMBER BREAKDOWN & ANCHOR OPTIONS INCLUDED	MPO

STD-#-#

ANCHORING OPTIONS

C = CONCRETE
A = ASPHALT
D = ADHESIVE
G = GROUND SPIKE

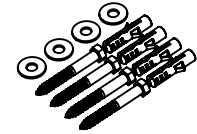
FINISHED HEIGHT OPTIONS

4 = 52" FINISHED HEIGHT
6 = 78" FINISHED HEIGHT
8 = 96" FINISHED HEIGHT

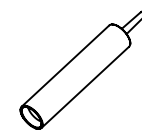
ANCHORING OPTIONS



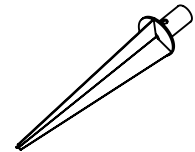
CONCRETE



ASPHALT ANCHORS



ADHESIVE



GROUND SPIKE

ITEM #	PART #	DESCRIPTION	QTY
01	RE-SK	PATENTED TORSION SPRING KIT	1
02	RE-#P	1-5/8" GALVANIZED STEEL POST	1
03	RE-BP	9 X 9" SQUARE BASE PLATE	1
04	RE-STD-SB	DOUBLE SIDED SIGN BRACKET KIT	1

PROPRIETARY AND CONFIDENTIAL

THE INFORMATION CONTAINED IN THIS DRAWING IS THE SOLE PROPERTY OF FlexPost Inc. ANY REPRODUCTION IN PART OR AS A WHOLE WITHOUT THE WRITTEN PERMISSION OF FlexPost Inc. IS PROHIBITED.

UNLESS OTHERWISE SPECIFIED

ALL DIMENSIONS ARE IN INCHES

DO NOT SCALE DRAWING

TOLERANCES:

DECIMAL (in) .XX ± 0.015625" (0.4mm)
.X ± 0.03125" (0.8mm)

FRACTIONAL ± 1/64

ANGULAR ± 1°

DRAWN BY:

MPO

SCALE:

1:8

DATE:

9/10/24

TITLE:

**FLEXPOST
STANDARD FLEXIBLE SIGN POST**

PART NO.:

STD-#-#

SHEET
1 OF 1

DRAWING NO.:

STD-#-#

REV.
2

**FLEX
POST**