

REVISION TABLE				
REV.	DATE	DESCRIPTION	BY	
0	9/11/24	RELEASED FOR QUOTE/PROTOTYPE	MPO	
1	9/16/24	RELEASED FOR MARKETING	MPO	
2	9/26/24	PART NUMBER BREAKDOWN & ANCHOR OPTIONS INCLUDED	MPO	

XL-B##-##-#

COVER OPTIONS

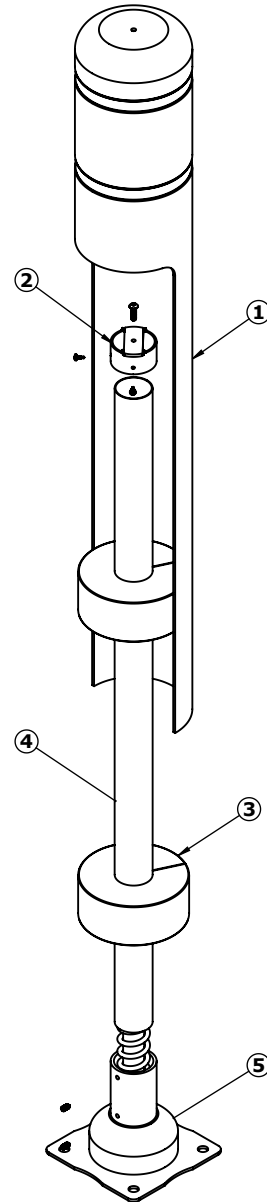

- REFERENCE WEBSITE FOR COVER AND REFLECTIVE STRIP COLOR OPTIONS.

ANCHORING OPTIONS


C = CONCRETE
HDAA = HEAVY DUTY ASPHALT ANCHORS
D = ADHESIVE
G = XL GROUND SPIKE

FINISHED HEIGHT OPTIONS

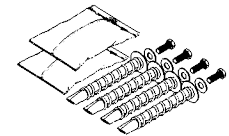
32 = 32" FINISHED HEIGHT
52 = 52" FINISHED HEIGHT
72 = 72" FINISHED HEIGHT



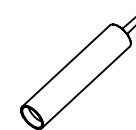
ANCHORING OPTIONS



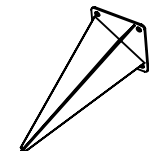
CONCRETE



HEAVY DUTY ASPHALT ANCHORS



ADHESIVE



XL GROUND SPIKE

ITEM #	PART #	DESCRIPTION	QTY
01	A-BC7-##	7" BOLLARD COVER	1
02	RE-XL-CP	ANTI-ROTATE BOLLARD CAP KIT	1
03	RE-XL-FR7	XL 7" FOAM SPACER RING	2
04	RE-XL-##P	2 3/8" GALVANIZED STEEL POST	1
05	A-XL-SK	8" X 8" BASE AND SPRING ASSEMBLY	1

<div>PROPRIETARY AND CONFIDENTIAL</div> <div>THE INFORMATION CONTAINED IN THIS DRAWING IS THE SOLE PROPERTY OF FlexPost Inc. ANY REPRODUCTION IN PART OR AS A WHOLE WITHOUT THE WRITTEN PERMISSION OF FlexPost Inc. IS PROHIBITED.</div>	UNLESS OTHERWISE SPECIFIED		DRAWN BY: MPO		SCALE: 1:8	DATE: 9/11/24
	ALL DIMENSIONS ARE IN INCHES		TITLE: FLEX BOLLARD-XL HEAVY-DUTY FLEXIBLE BOLLARD			
	DO NOT SCALE DRAWING					
	TOLERANCES:					
	DECIMAL (in)	.XX ± 0.015625" (0.4mm) .X ± 0.03125" (0.8mm)				
<div>FLEX POST</div>	FRACTIONAL	± 1/64		PART NO.: XL-B##-##-#		
	ANGULAR	± 1°		SHEET 1 OF 1	DRAWING NO.: XL-B##-##-#	REV. 2

NOTES:

1. WEIGHT (EST): 26 LBS (11.7 KG)